



宜進實業股份有限公司  
**YI JINN INDUSTRIAL CO., LTD.**



宏洲纖維



---

# 2025 Investor Conference



關於宜進 About Yi Jinn


Stock Code #1457

## Industrial TAPE



Stock Code #1413

POY, FDY Direct spinning  
Chip spinning  
Polyester chips



Stock Code #4420  
Polyester & Nylon  
textured yarn;  
Compounded Yarn

# 簡報內容方式




Introductions、Manufacturing  
Capacity and Output、Income statement



**耐隆** (PFY, P-FDY, P-POY, P-MOY, PDW, . . . Dope-Dye)  
Nylon (NFY, N-FDY, N-HOY, N-POY, NDW, . . . Dope-Dye)

### Filament Yarn Process



## 織布流程



## 染整流程

### Dyeing and Finishing Process





宜進實業股份有限公司  
**YI JINN INDUSTRIAL Co., LTD.**

Institutional investors of **2025**

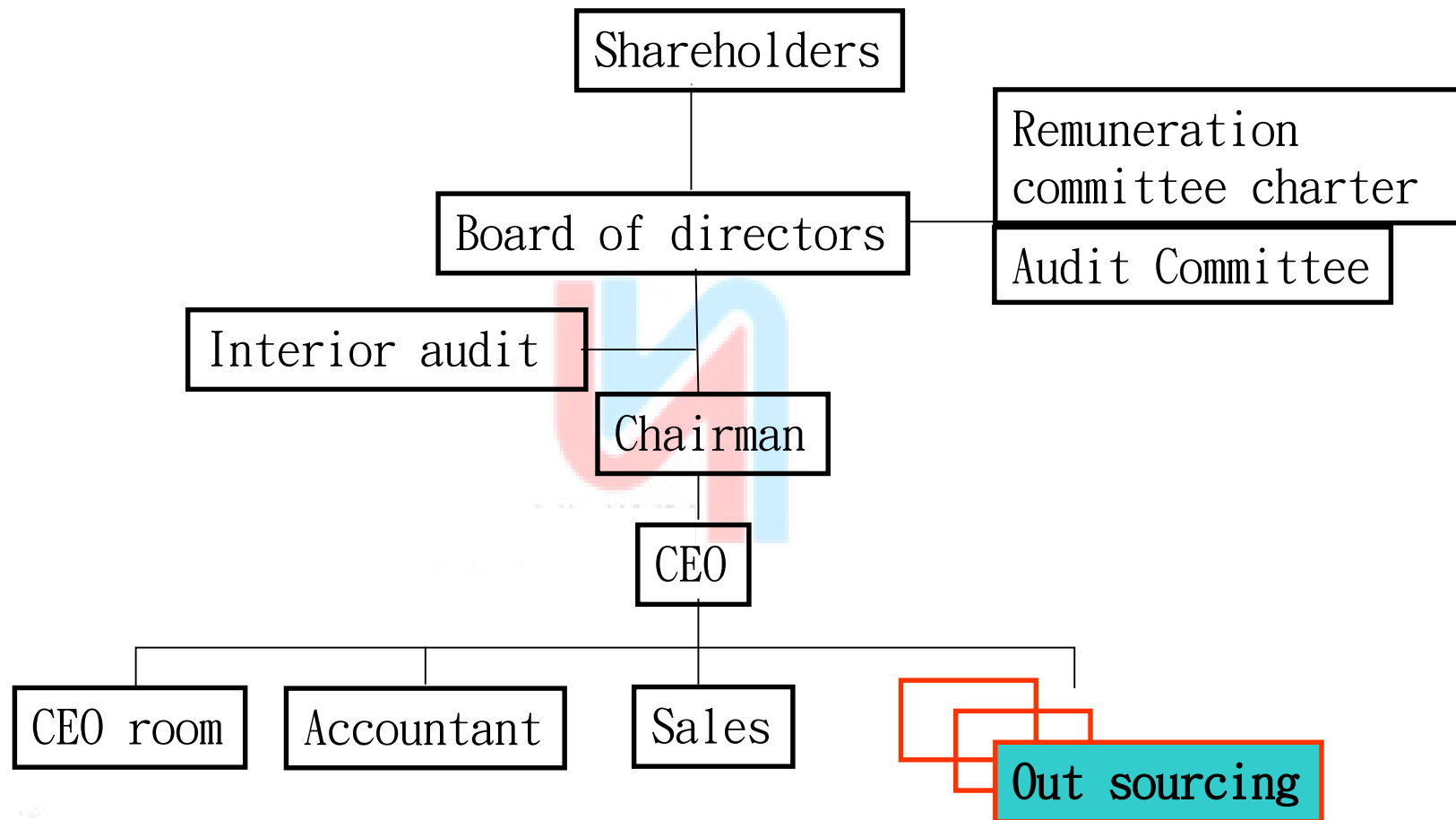


# Introduction of Yi Jinn

- Establishment : 1981
- Concept : Innovation, Integrity, Growth and Collaboration
- Main Operation: Business of man-made and nature fiber, real estate
- Acquisition Kwang Ming by stocks (2013) in 46.56%
- Acquisition Hung Chou by stocks (2015) in 40.57%
- Capital : NTD 3.17 billion
- Revenue in 2022 : NTD 4.34 billion
- Revenue in 2023 : NTD 3.12 billion
- **Revenue in 2021 : NTD 3.39 billion**



# Construction



# Out source processing

Out sourcing : **industrial TAPE**

Application : facility of aviation and  
transportation

Area : USA, Japan, France...etc.

Selling volume :

144,965 thousand yards in 2022

157,368 thousand yards in 2023

116,022 thousand yards in 2024

**62,949 thousand yards in 2025**

**(Jan~Nov)**





# Income statement of Yi Jinn

Unit : thousand NTD

Unit : thousand NTD	2024	%	Q1~Q3 of 2025	%
Sales revenue	3,389,936		<b>2,341,581</b>	
Costs	3,067,243	90	<b>2,098,046</b>	<b>90</b>
Gross profit	322,693	10	<b>243,535</b>	<b>10</b>
Profit	318,386		<b>236,679</b>	
Profit attributable to owners of parent	211,514		<b>101,723</b>	
EPS	0.91		<b>0.44</b>	





宏洲纖維



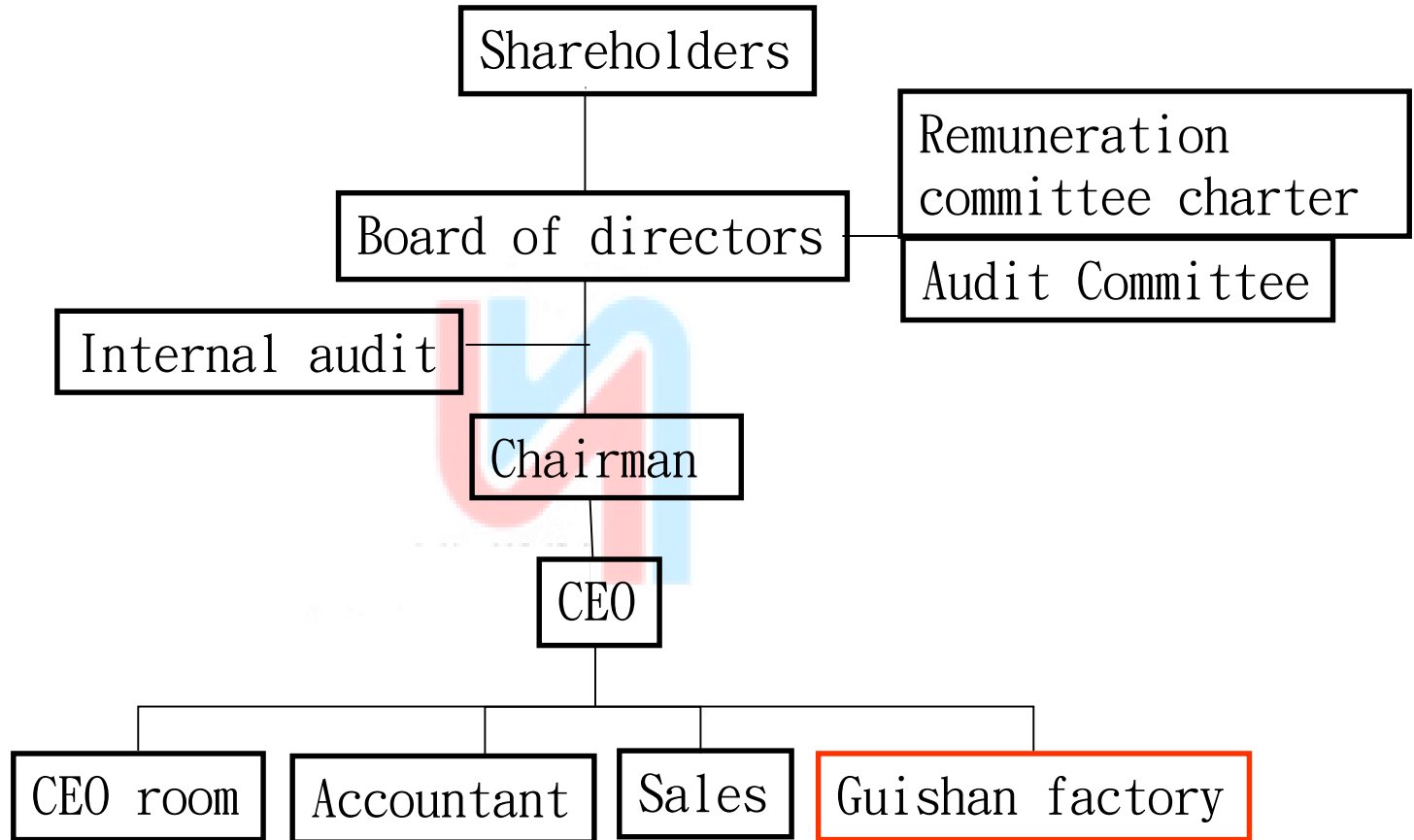
Institutional investors of 2025



# Introduction of Hung Chou

- Establishment : 1968
- Set up on Dihua street
- Produce and sale POY
- Acquire by Yi Jinn in 2015
- Relocate in Neihu district in order to have better development
- Capital : NTD1.32 billion
- Revenue in 2022 : NTD 3.15 billion
- Revenue in 2023 : NTD 2 billion
- **Revenue in 2024 : NTD 2.3 billion**

# Construction

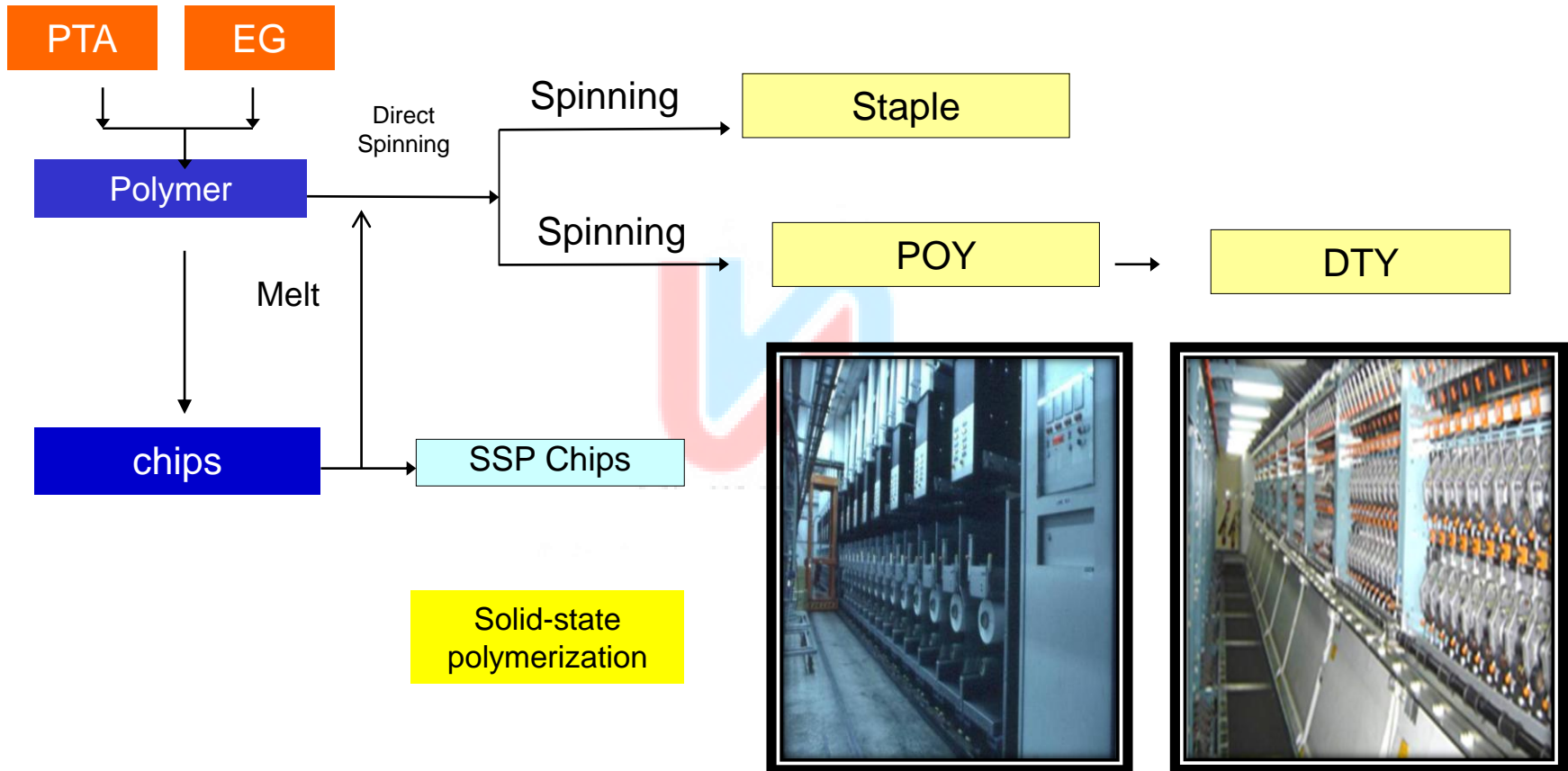




# Polyester fiber manufacturing



# Polyester fiber manufacturing process



# Hung Chou- Guishan factory

Main product :

Poly chip & Poly fiber

- Polymerization capacity : 9,000T/month  
Recent output : 4,218T/month

- POY production line capacity : 4,650T/month  
Recent output : 3,240T/month



Facility	Amount
Polymerization	1 line
POY production line	21 line

# Income statement of Hung Chou

Unit : thousand NTD

Unit : thousand NTD	2024	%	Q1~Q3 of 2025	%
Sales revenue	2,305,985		1,662,012	
Costs	2,282,725	99	1,561,596	94
Gross profit	23,260	1	100,416	6
Profit	(22,788)	(1)	56,344	4
EPS	(0.17)		0.43	





# Kwang Ming

## Institutional investors of 2025

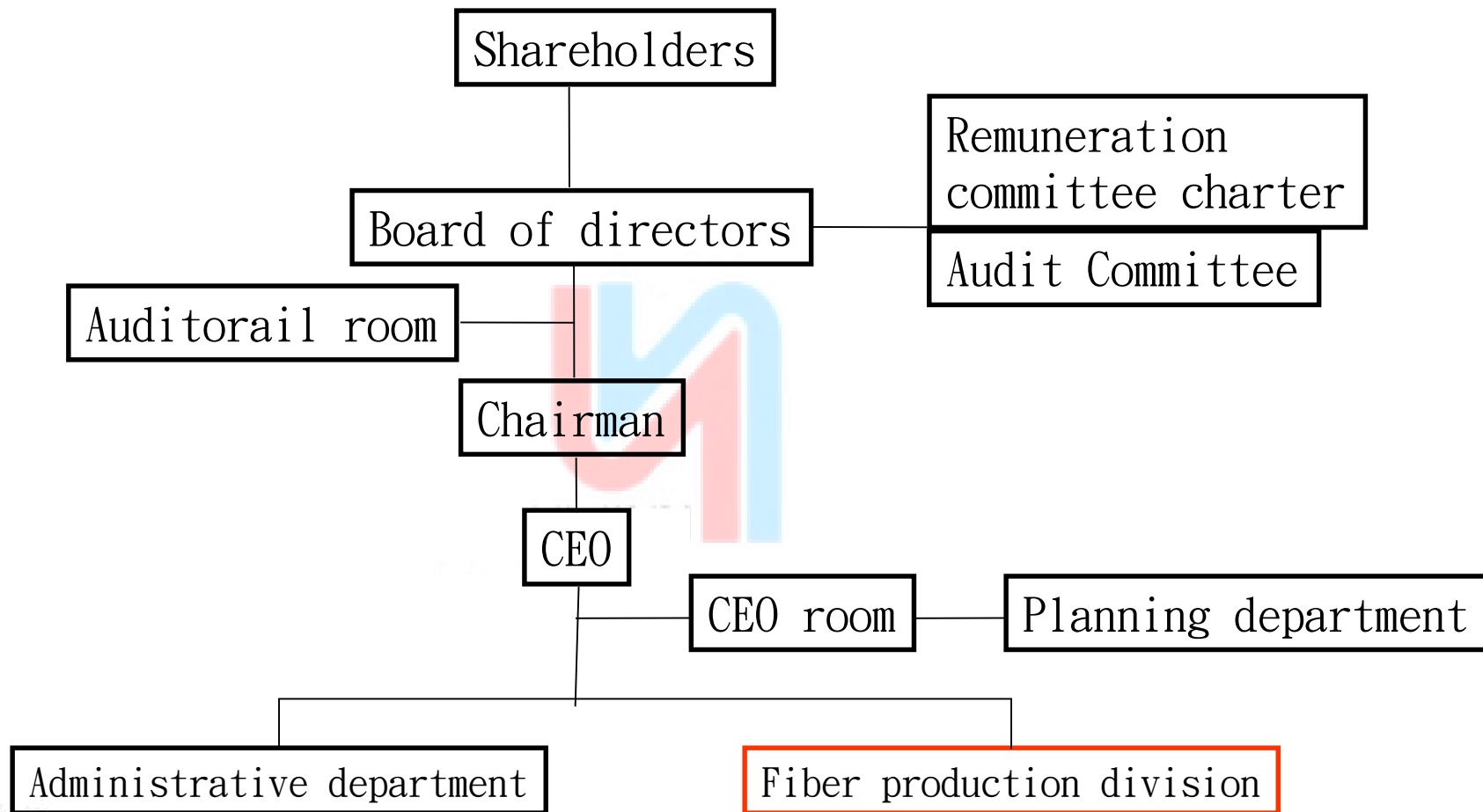




# Introduction of Kwang Ming

- Establishment : 1966
- Set up in Beitou and Taoyuan
- Relocate in Taipei City in 1995
- Main business: man-made cotton, nylon, silk...etc.
- Acquire by Yi Jinn in 2013
- Expand Fiber Production Division in 2015, become upstream manufacturer. Start to produce and sale DTY
- Capital : NTD400 million
- Revenue in 2022 : NTD930 million
- Revenue in 2023 : NTD690 million
- **Revenue in 2024 : NTD840 million**

# Construction of Kwang Ming



# 加工絲假撚製造過程





# Kwang Ming-纖維事業部(Guishan factory)

Main product : DTY

- Total facilities : 19 sets
- Average operating : 14.73 sets
- Monthly average output : 1,692 ton

Facilities	Amount
TMTATF-12	4
TMTATF-21	12
TMTATF-1500	3



# Income statement of Kwang Ming

Unit : thousand NTD

Unit : thousand NTD	2024	%	Q1~Q3 of 2025	%
Sales revenue	835,597		769,463	
Costs	835,131	100	747,163	97
Gross profit	466		22,300	3
Other operating income	340,621	41	272,225	34
Profit	250,192	31	211,547	26
EPS	6.18		5.23	

# SWOT analysis

<p><b>(S)</b></p> <p>Strength</p>	<ul style="list-style-type: none"> <li>• A well-integrated textile industry cluster</li> <li>• High technical barriers and strong R&amp;D capabilities</li> <li>• Leading Asia in sustainable transformation</li> <li>• Close collaboration with international brands.</li> </ul>	<p><b>(O)</b></p> <p>Opportunities</p>	<ul style="list-style-type: none"> <li>• Strong global demand for sustainable supply chains</li> <li>• Continuous expansion of high-performance sportswear</li> <li>• Emergence of new materials for aerospace, medical, automotive</li> <li>• Adoption of automated smart factories.</li> </ul>
<p><b>(W)</b></p> <p>Weaknesses</p>	<ul style="list-style-type: none"> <li>• Higher costs compared with China and Southeast Asia</li> <li>• High dependency on petrochemical by-products</li> <li>• Production capacity smaller than competitors</li> <li>• Talent gap and aging workforce issues</li> </ul>	<p><b>(T)</b></p> <p>Threats</p>	<ul style="list-style-type: none"> <li>• Competition from mid-to-low-end manufacturing in China &amp; Southeast Asia</li> <li>• Global economic cycles and declining consumer demand</li> <li>• Changes in international trade policies and tariffs</li> <li>• Raw material supply risks (oil prices, petrochemical capacity)</li> </ul>



宜進實業股份有限公司

YI JINN INDUSTRIAL CO., LTD.



Yi Jinn has been engaged in fiber industry for **44** years, from the peak to the growth, maintain our spirit of integrity and collaboration by keeping research and development. Integrate raw material, DTY and production of cloth by acquiring Kwang Ming and Hung Chou.



宜進實業股份有限公司



宏洲纖維





# Innovation 、 Comfort 、 Healthy Life

## ➤ 2017

Join the production supply chain of the United States well-known 37.5<sup>TM</sup> technology yarn. This helps body manage the moisture in microclimate to keep body in “37.5 zone” of comfort and performance.



宜進實業股份有限公司



宏洲纖維



# Yi Jinn Group's Current Status of Real Estate Commodities

單位：萬元							
標地名稱	購置日期	所有權人	坪 (不含車位)	車位	取得價格	年租金	投報率%
新湖一路8號 「元太谷」	2012.01	宜進 億東	2430	42	86,000	2,718	3.16%
遠雄宜進I-CITY (南港成功路土地)	2017.10.05	宜進 光明 大田	5630	144			租/售
南軟一期C棟6F	2017.12.22	宜進	1142	16	61,000	2,004	3.28%
內湖德孚瑞大樓	2021.12	億東	167	3	13,476	365	2.70%
台中振興路土地	2018.03.01	大宜	9430		190,000	1,800	申請變更
國揚矽谷12、13樓	2018.7.26	宜進	2224	60	65,485	2,332	3.56%
汐止遠雄U-TOWN(新台五路一段) 97號12、33樓 95號7、9、10、35、36樓 93號26、29、30、34、35樓	2018.03.26  ò  2021.12	宜進 大田 億東 光明 宏洲	14491	139		8,341	租/售



# Concept of leading



Maintaining the attitude of innovation, integrity, growth and collaboration from 1981. Assistance and trust between relations of labor and capital makes company stronger and stronger.

Our company keep developing high quality and highly adding value products. We would improve our production, and integrate upstream and lowstream in the future, becoming much stronger Yi Jinn.


**Position :** Chairman of YiJinn, Hung Chou and Kwang Ming

B.O.D. Taiwan Man-made Fiber Industries Association

B.O.D. Chinese National Federation of Industries



# Thank you for listening!



## Q & A